

WINAX PLUGS: Ⓞ
FOR CABLES WITH TWO INNER CONDUCTORS AND ONE SHIELD




FIG. 1—SLIDE-ON SERIES

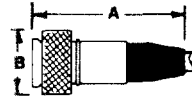


FIG. 2—SCREW-ON SERIES

PART NO.	FIG.	DIM. A	DIM. B	CABLE MAX JACKET	SPECIAL FEATURES	ASSEMBLY INSTRUCTIONS ¹ BULLETIN NO.	ASSEMBLY TOOL
032-0088-0001	1	1.085	.312	.167		RF-ASMB-101	010-0031-0000
032-0093-0001	1	1.085	.312	.123		RF-ASMB-101	010-0031-0000
052-0229-0001	2	1.085	.440	.123		RF-ASMB-61	010-0172-0000
052-0324-0001	2	1.095	.440	.167		RF-ASMB-61	010-0172-0000

WINAX RECEPTACLES & JACKS: Ⓞ

FIG. 1
SLIDE-ON-SERIES

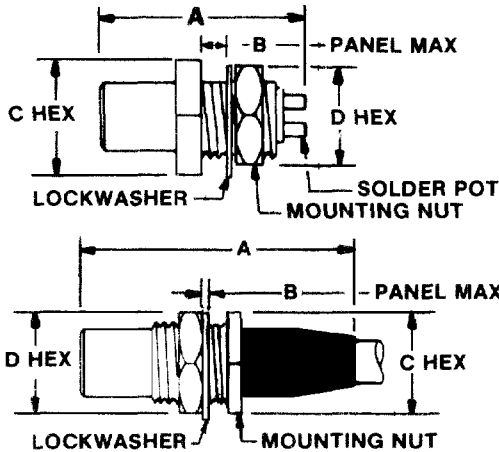
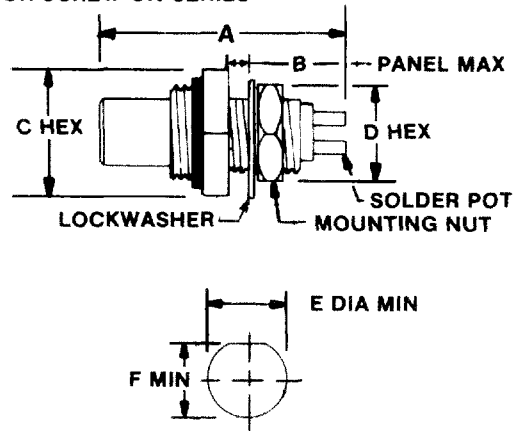


FIG. 3 SLIDE-ON-SERIES
OR SCREW-ON-SERIES

FIG. 2
SLIDE-ON-SERIES
OR SCREW-ON-SERIES



MOUNTING HOLE

PART NO.	FIG.	DIM. A	DIM. B	DIM. C	DIM. D	DIM. E	DIM. F	CABLE MAX JACKET	SPECIAL FEATURES	ASSEMBLY INSTRUCTIONS ¹ BULLETIN NO.	ASSEMBLY TOOL
031-0098-0001	1	.812	.155	.375	.375	.313	.292	—		—	—
051-0248-0001	2	.960	.155	.437	.375	.313	.292	—		—	—
051-0358-0001	3	1.060	.075 ²	.437	.500	.376	.351	.167	Lockwasher not included	RF-ASMB-44	010-0186-0000
051-0389-0001	3	1.255	.255 ³	.437	.500	.376	.351	.167		RF-ASMB-44	010-0186-0000

¹ Assembly instructions begin on page 44.

² .075 Max Panel when mated with a Screw-On plug, .180 Max Panel when mated with a Slide-On plug.
³ .255 Max Panel when mated with a Screw-On plug, .360 Max Panel when mated with a Slide-On plug.