

A

A

B

B

C

C

D

D

E

E

F

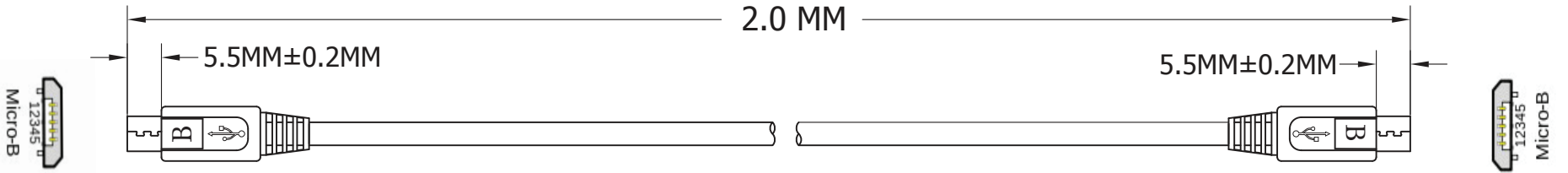
F

G

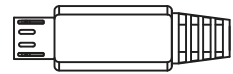
G

H

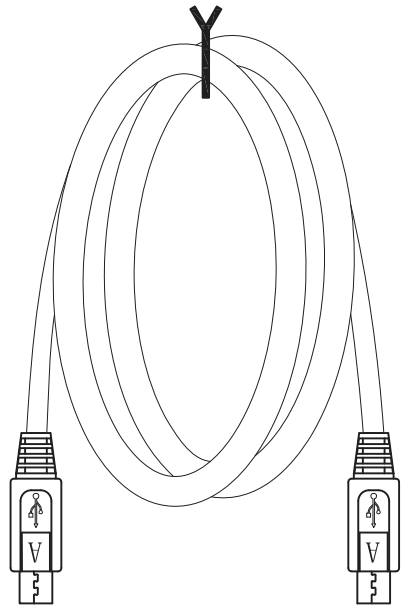
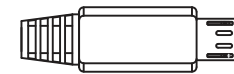
H



P1



P2



| PIN ASSIGNMENT | | | |
|----------------|---------------|-------|--|
| P1 | | P2 | |
| 1 | RED | 1 | |
| 2 | WHITE | 2 | |
| 3 | GREEN | 3 | |
| 5 | BLACK | 5 | |
| SHELL | DRAIN + BRAID | SHELL | |

Material:

- Cable: USB2.0 UL2725 [28AWG(7/0.12TC+A:)*1P+ 28AWG(7/0.12TC)*2C]+AEB(488 TC)
 - Jacket: Black
 - OD: 3.5MM
- Connectors: Micro USB 5P B/M Solder Type
 - Shell: Nickel
 - Pin: G/F
 - Insulator Color: Black
- Outer Jacket: Black PVC-50P

Electrical:

- 100% short, open, miswire test
- Conduct resistance: 2Ω Max.
- Insulation resistance: 5MΩ Min.
- Hi-Pot test: 300V DC



| | | | | | | | | |
|-----------|-------|--|--|--|----------|----------|--------|--|
| Scale | 1:1 | | | | | | | Name |
| TOLERANCE | | | | | | | | Item No. |
| X.X | ±0.40 | | | | Drawn | 10/11/12 | Miller | AK67401-2-R |
| X.XX | ±0.25 | | | | Approved | 10/11/12 | Warner | |
| X.XXX | ±0.15 | | | | | | | |
| Angle | ±3° | | | | | | | Title |
| | | | | | | | | USB2.0 Micro Connection Cable, 2 Meters USB B Micro Male <=> USB B Micro Male |
| | | | | | | | | Drawing No. |
| | | | | | | | | |
| | | | | | | | | Replace |
| | | | | | | | | Sheet |
| | | | | | | | | |
| | | | | | | | | |

