

Thick Film Chip Resistors / Low Resistance Type

ERJ R, B : 0402, 0603, 0805, 1206, 1210, 1812, 2010, 2512

ERJ BW, CW : 0402, 0603, 0805, 1206

ERJ L : 0603, 0805, 1206, 1210, 1812, 2010, 2512

Type: ERJ 2B, 3B, 6B, 8B, 14B, 3R,
6R, 8R, 14R, 12R, 12Z, 1TR
ERJ 2BW, 3BW, 6BW, 8BW, 8CW
ERJ L03, L06, L08, L14, L12,
L1D, L1W



■ Features

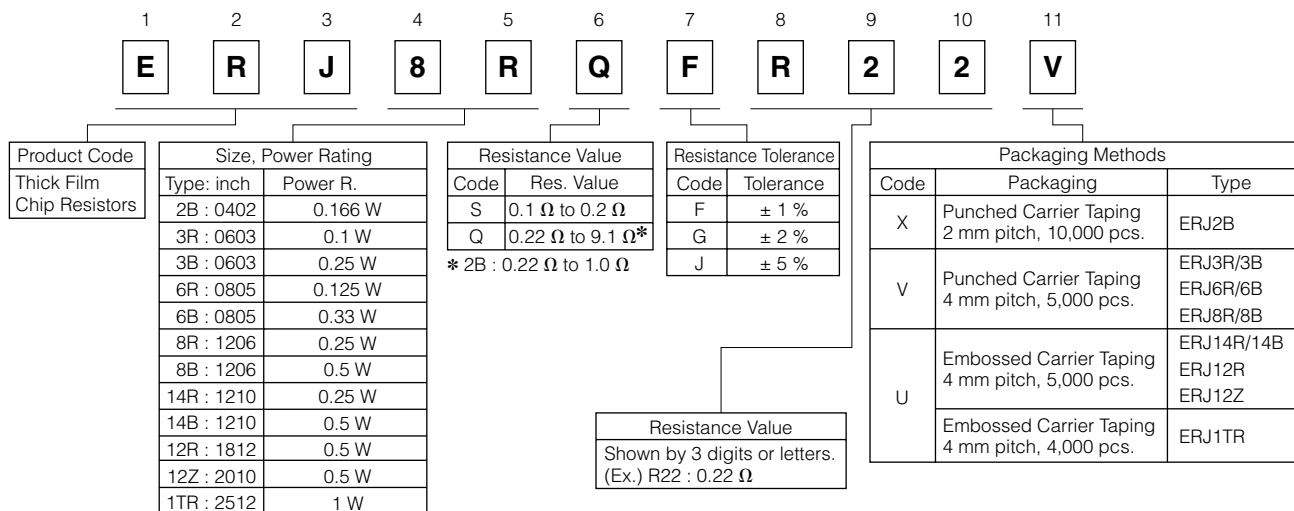
- Current Sensing resistor
- Small size and lightweight
- High reliability : Metal glaze thick film resistive element and three layers of electrodes
- Suitable for both reflow and flow soldering
- Improved high-power/resistance to pulse characteristics
by double-sided resistive elements structure : ERJ2BW, 3BW, 6BW, 8BW, 8CW Type
- Low TCR : $\pm 50 \times 10^{-6} / ^\circ\text{C}$ (ERJ8CW)
- Low Resistance Value
10 m Ω to 50 m Ω : ERJ8CW
10 m Ω to 100 m Ω : ERJ6BW, 8BW
20 m Ω to 100 m Ω : ERJ3BW, ERJL14, L12
40 m Ω to 100 m Ω : ERJL1D, L1W
47 m Ω to 100 m Ω : ERJ2BW, ERJL03, L06, L08
- Reference Standards : IEC 60115-8, JIS C 5201-8, JEITA RC-2144
- AEC-Q200 qualified
- RoHS compliant

■ Packaging Methods, Land Pattern, Soldering Conditions and Safety Precautions

Please see Data Files

■ Explanation of Part Numbers

- ERJ2BS/2BQ, 3BS/3BQ, 6BS/6BQ, 8BS/8BQ, 14BS/14BQ, 3R, 6R, 8R, 14R, 12R, 12Z, 1TR Series High power type/Standard type



● ERJ2BW, 3BW, 6BW, 8BW, 8CW Series <High power (double-sided resistive elements structure) type>

1	2	3	4	5	6	7	8	9	10	11	12
E	R	J	2	B	W	G	R	0	4	7	X

Product Code	Code	Size:inch	Power Rating	Resistance Value	Resistance Tolerance	Resistance Value	Packaging Methods		
Thick Film Chip Resistors	2BW	0402	0.25 W	47 mΩ to 100 mΩ	Code	Shown by 4 digits or letters. (Ex.) R047 : 0.047 Ω=47 mΩ	Code	Packaging	Type
	3BW	0603	0.33 W	20 mΩ to 100 mΩ	F	± 1 %	X	Pressed Carrier Taping 2 mm pitch, 10,000 pcs.	ERJ2BW
	6BW	0805	0.5 W	10 mΩ to 100 mΩ	G	± 2 %	V	Punched Carrier Taping 4 mm pitch, 5,000 pcs.	ERJ3BW ERJ6BW ERJ8BW ERJ8CW
	8BW	1206	1 W	10 mΩ to 100 mΩ	J	± 5 %			
	8CW	1206	1 W	10 mΩ to 50 mΩ					

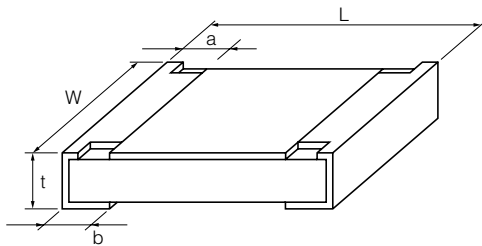
● ERJL03, L06, L08, L14, L12, L1D, L1W Series Low TCR type

1	2	3	4	5	6	7	8	9	10	11	12
E	R	J	L	1	4	K	J	5	0	M	U

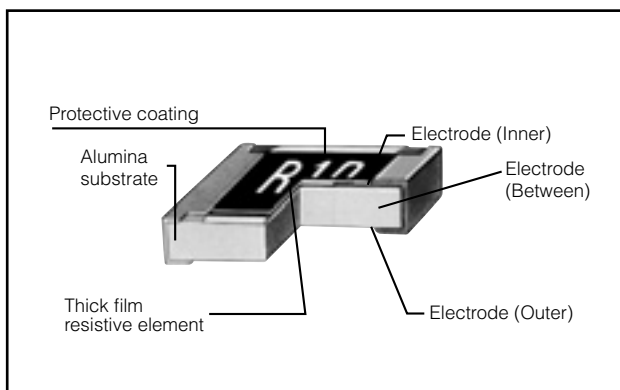
Product Code	Size, Power Rating	Code	Res. Value	Resistance Tolerance	Packaging Methods		
Thick Film Chip Resistors	Type: inch	Power R.	Code	Code	Code	Packaging	Type
	L03 : 0603	0.2 W	K	F	V	Punched Carrier Taping 4 mm pitch, 5,000 pcs.	ERJL03 ERJL06 ERJL08
	L06 : 0805	0.25 W	U	J	U	Embossed Carrier Taping 4 mm pitch, 5,000 pcs.	ERJL12 ERJL14 ERJL1D
	L08 : 1206	0.33 W				Embossed Carrier Taping 4 mm pitch, 4,000 pcs.	ERJL1W
	L14 : 1210	0.33 W					
	L12 : 1812	0.5 W					
	L1D : 2010	0.5 W					
	L1W : 2512	1 W					

Resistance Value
Shown by 3 digits or letters. (Ex.) 50 M:50 mΩ, 10 C:100 mΩ

■ Dimensions in mm (not to scale)



■ Construction



Type (inch size)	Dimensions (mm)					Mass(Weight) [g/1000pcs.]
	L	W	a	b	t	
ERJ2BW (0402)	1.00 ^{+0.10}	0.50 ^{+0.10/-0.05}	0.24 ^{+0.10}	0.24 ^{+0.10}	0.35 ^{+0.05}	0.8
ERJ2BS ERJ2BQ (0402)	1.00 ^{+0.10}	0.50 ^{+0.10/-0.05}	0.20 ^{+0.10}	0.27 ^{+0.10}	0.35 ^{+0.05}	0.8
ERJ3BW (0603)	1.60 ^{+0.15}	0.80 ^{+0.15}	0.40 ^{+0.20}	0.40 ^{+0.20}	0.55 ^{+0.10}	3
ERJ3R ERJ3B (0603) ERJL03	1.60 ^{+0.15}	0.80 ^{+0.15/-0.05}	0.30 ^{+0.20}	0.30 ^{+0.15}	0.45 ^{+0.10}	2
ERJ6BW(0805)	2.00 ^{+0.20}	1.25 ^{+0.20}	0.55 ^{+0.20}	0.55 ^{+0.20}	0.65 ^{+0.10}	6
ERJ6R ERJ6B (0805) ERJL06	2.00 ^{+0.20}	1.25 ^{+0.10}	0.40 ^{+0.20}	0.40 ^{+0.20}	0.60 ^{+0.10}	4
ERJ8BW(1206)	3.20 ^{+0.20}	1.60 ^{+0.20}	1.00 ^{+0.20}	1.00 ^{+0.20}	0.65 ^{+0.10}	13
ERJ8CW (10 to 16 mΩ)	3.20 ^{+0.20}	1.60 ^{+0.20}	1.10 ^{+0.20}	1.10 ^{+0.20}	0.65 ^{+0.10}	13
ERJ8CW (18 to 50 mΩ)	3.20 ^{+0.20}	1.60 ^{+0.20}	0.60 ^{+0.20}	0.60 ^{+0.20}	0.65 ^{+0.10}	13
ERJ8R ERJ8B (1206) ERJL08	3.20 ^{+0.05/-0.20}	1.60 ^{+0.05/-0.15}	0.50 ^{+0.20}	0.50 ^{+0.20}	0.60 ^{+0.10}	10
ERJ14R ERJ14B (1210) ERJL14	3.20 ^{+0.20}	2.50 ^{+0.20}	0.50 ^{+0.20}	0.50 ^{+0.20}	0.60 ^{+0.10}	16
ERJ12R ERJL12 (1812)	4.50 ^{+0.20}	3.20 ^{+0.20}	0.50 ^{+0.20}	0.50 ^{+0.20}	0.60 ^{+0.10}	27
ERJ12Z ERJL1D (2010)	5.00 ^{+0.20}	2.50 ^{+0.20}	0.60 ^{+0.20}	0.60 ^{+0.20}	0.60 ^{+0.10}	27
ERJ1TR ERJL1W (2512)	6.40 ^{+0.20}	3.20 ^{+0.20}	0.65 ^{+0.20}	0.60 ^{+0.20}	0.60 ^{+0.10}	45
	6.40 ^{+0.20}	3.20 ^{+0.20}	0.65 ^{+0.20}	1.30 ^{+0.20}	1.10 ^{+0.10}	79

Design and specifications are each subject to change without notice. Ask factory for the current technical specifications before purchase and/or use. Should a safety concern arise regarding this product, please be sure to contact us immediately.

■ Ratings

<High power type>

Type (inch size)	Power Rating at 70 °C (W)	Resistance Tolerance (%)	Resistance Range (Ω) ⁽¹⁾	T.C.R. (×10 ⁻⁶ /°C)	Category Temperature Range (°C)
ERJ2BS (0402)	0.166	±1, ±2, ±5	0.10 to 0.20 (E24)	±300	-55 to +125
ERJ2BQ (0402)			0.22 to 1.0 (E24)	±250	
ERJ3BS (0603)	0.25	±1, ±2, ±5	0.10 to 0.20 (E24)	±300	-55 to +125
ERJ3BQ (0603)			0.22 to 0.91 (E24)		
			1.0 to 9.1 (E24)	±200	
ERJ6BS (0805)	0.33	±1, ±2, ±5	0.10 to 0.20 (E24)	±250	-55 to +125
ERJ6BQ (0805)			0.22 to 0.91 (E24)		
			1.0 to 9.1 (E24)	±200	
ERJ8BS (1206)	0.5	±1, ±2, ±5	0.10 to 0.20 (E24)	±250	-55 to +125
ERJ8BQ (1206)			0.22 to 0.91 (E24)		
			1.0 to 9.1 (E24)	±200	
ERJ14BS (1210)	0.5	±1, ±2, ±5	0.10 to 0.20 (E24)	±200	-55 to +125
ERJ14BQ (1210)			0.22 to 0.91 (E24)		
			1.0 to 9.1 (E24)	±100	

(1) Please contact us when resistors of irregular series are needed.

<Standard type>

Type (inch size)	Power Rating at 70 °C (W)	Resistance Tolerance (%)	Resistance Range (Ω)	T.C.R. (×10 ⁻⁶ /°C)	Category Temperature Range (°C)
ERJ3RS (0603)	0.1	±1, ±2, ±5	0.10 to 0.20 (E24)	±300	-55 to +125
ERJ3RQ (0603)			0.22 to 0.91 (E24)		
			1.0 to 9.1 (E24)	±200	
ERJ6RS (0805)	0.125	±1, ±2, ±5	0.10 to 0.20 (E24)	±250	-55 to +125
ERJ6RQ (0805)			0.22 to 0.91 (E24)		
			1.0 to 9.1 (E24)	±200	
ERJ8RS (1206)	0.25	±1, ±2, ±5	0.10 to 0.20 (E24)	±250	-55 to +125
ERJ8RQ (1206)			0.22 to 0.91 (E24)		
			1.0 to 9.1 (E24)	±200	
ERJ14RS (1210)	0.25	±1, ±2, ±5	0.10 to 0.20 (E24)	±200	-55 to +125
ERJ14RQ (1210)			0.22 to 0.91 (E24)		
			1.0 to 9.1 (E24)	±100	
ERJ12RS (1812)	0.5	±1, ±2, ±5	0.10 to 0.20 (E24)	±200	-55 to +125
ERJ12RQ (1812)			0.22 to 0.91 (E24)		
			1.0 to 9.1 (E24)	±100	
ERJ12ZS (2010)	0.5	±1, ±2, ±5	0.10 to 0.20 (E24)	±200	-55 ~ +125
ERJ12ZQ (2010)			0.22 to 0.91 (E24)		
			1.0 to 9.1 (E24)	±100	
ERJ1TRS (2512)	1	±1, ±2, ±5	0.10 to 0.20 (E24)	±200	-55 to +125
ERJ1TRQ (2512)			0.22 to 0.91 (E24)		
			1.0 to 9.1 (E24)	±100	

<High power (double-sided resistive elements structure) type>

Type (inch size)	Power Rating at 70 °C (W)	Resistance Tolerance (%)	Resistance Range (Ω) ⁽¹⁾	T.C.R. (×10 ⁻⁶ /°C)	Category Temperature Range (°C)
ERJ2BW (0402)	0.25	±1, ±2, ±5	47 m to 100 m(E24)	±300	-55 to +155
ERJ3BW (0603)	0.33	±1, ±2, ±5	20 m to 100 m(E24)	R<39m Ω : ±250 R≥39m Ω : ±150	-55 to +155
ERJ6BW (0805)	0.5	±1, ±2, ±5	10 m to 100 m(E24)	R<15m Ω : ±300 R≥15m Ω : ±200	-55 to +155
ERJ8BW (1206)	1	±1, ±2, ±5	10 m to 100 m(E24)	10 mΩ ≤ R < 20 mΩ : ±200 20 mΩ ≤ R < 47 mΩ : ±150 47 mΩ ≤ R ≤ 100 mΩ : ±100	-55 to +155
ERJ8CW (1206)	1	±1, ±2, ±5	10 m to 50 m(E24)	±50	-55 to +155 (10 m to 33 mΩ) -55 to +125 (36 m to 50 mΩ)

(1) Please contact us when resistors of irregular series are needed.

■ Ratings

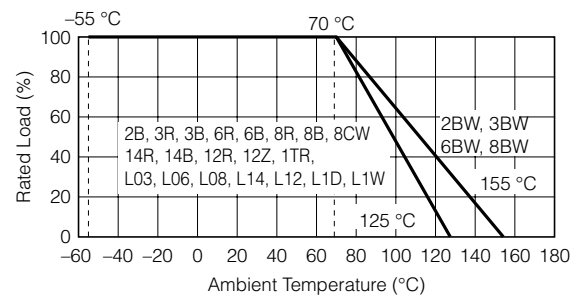
<Low TCR type>

Type (inch size)	Power Rating at 70 °C (W)	Resistance Tolerance (%)	Resistance Range ⁽¹⁾ (Ω)	T.C.R. ($\times 10^{-6}/^{\circ}\text{C}$)	Category Temperature Range (°C)
ERJL03 (0603)	0.2	±1, ±5	47 m to 100 m	±200	-55 to +125
ERJL06 (0805)	0.25	±1, ±5	47 m to 100 m	±100	-55 to +125
ERJL08 (1206)	0.33	±1, ±5	47 m to 100 m	±100	-55 to +125
ERJL14 (1210)	0.33	±1, ±5	20 m to 100 m	R < 47 mΩ : ±300 R ≥ 47 mΩ : ±100	-55 to +125
ERJL12 (1812)	0.5	±1, ±5	20 m to 100 m		-55 to +125
ERJL1D (2010)	0.5	±1, ±5	40 m to 100 m	R < 47 mΩ : ±300 R ≥ 47 mΩ : ±100	-55 to +125
ERJL1W (2512)	1	±1, ±5	40 m to 100 m		-55 to +125

(1) Standard R.V. : 20 mΩ, 22 mΩ, 33 mΩ, 39 mΩ, 47 mΩ, 50 mΩ, 100 mΩ, Custom R.V. : Each 1 mΩ within upper range.

Power Derating Curve

For resistors operated in ambient temperatures above 70 °C, power rating shall be derated in accordance with the figure on the right.



Mouser Electronics

Authorized Distributor

Click to View Pricing, Inventory, Delivery & Lifecycle Information:

Panasonic:

[ERJ-12ZQJR68U](#) [ERJ-8RQFR82V](#) [ERJ-3RSFR10V](#) [ERJ-12ZQJR27U](#) [ERJ-6RQFR51V](#) [ERJ-6RQFR56V](#) [ERJ-3RQF5R1V](#) [ERJ-1TRQFR24U](#) [ERJ-1TRQF1R2U](#) [ERJ-1TRQF1R0U](#) [ERJ-8RQJR22V](#) [ERJ-6RQJR47V](#) [ERJ-1TRQFR27U](#) [ERJ-1TRSJR10U](#) [ERJ-8RSJR12V](#) [ERJ-1TRQF1R6U](#) [ERJ-2BQFR22X](#) [ERJ-1TRQJR36U](#) [ERJ-1TRQF2R0U](#) [ERJ-2BSFR10X](#) [ERJ-L08KJ47MV](#) [ERJ-8RQFR68V](#) [ERJ-3RQFR82V](#) [ERJ-6RQF1R5V](#) [ERJ-8RQF4R7V](#) [ERJ-3RQF8R2V](#) [ERJ-6RQF3R3V](#) [ERJ-12ZQJR43U](#) [ERJ-8RSFR10V](#) [ERJ-L06KF50MV](#) [ERJ-8RQF2R4V](#) [ERJ-1TRQFR30U](#) [ERJ-14RQJ1R2U](#) [ERJ-3BQF1R5V](#) [ERJ-3BQF3R9V](#) [ERJ-L03KF10CV](#) [ERJ-L03KF47MV](#) [ERJ-L03KF50MV](#) [ERJ-L03KJ10CV](#) [ERJ-L03KJ47MV](#) [ERJ-L03KJ50MV](#) [ERJ-L03UF75MV](#) [ERJ-L03UJ75MV](#) [ERJ-L08KF10CV](#) [ERJ-L08KF47MV](#) [ERJ-L08KF50MV](#) [ERJ-L08KJ50MV](#) [ERJ-L08UF75MV](#) [ERJ-L08UJ75MV](#) [ERJ-L1DKF10CU](#) [ERJ-L1DKF47MU](#) [ERJ-L1DUF75MU](#) [ERJ-L1WKF47MU](#) [ERJ-L1WKJ47MU](#) [ERJ-14RQJR27U](#) [ERJ-14RQJR39U](#) [ERJ-14RQJR56U](#) [ERJ-14RQJR82U](#) [ERJ-14RSJR18U](#) [ERJ-2BQFR27X](#) [ERJ-2BWJR047X](#) [ERJ-2BWJR051X](#) [ERJ-2BWJR056X](#) [ERJ-2BWJR062X](#) [ERJ-2BWJR068X](#) [ERJ-2BWJR075X](#) [ERJ-2BWJR082X](#) [ERJ-2BWJR091X](#) [ERJ-3RQFR27V](#) [ERJ-3RQFR68V](#) [ERJ-3RQF1R2V](#) [ERJ-3RQF1R5V](#) [ERJ-3RQF1R8V](#) [ERJ-3RQF2R2V](#) [ERJ-3RQF2R7V](#) [ERJ-3RQF3R3V](#) [ERJ-3RQF3R9V](#) [ERJ-3RQF5R6V](#) [ERJ-3RQF6R8V](#) [ERJ-3RQJR27V](#) [ERJ-3RQJR39V](#) [ERJ-3RQJR47V](#) [ERJ-3RQJR56V](#) [ERJ-3RQJR68V](#) [ERJ-3RQJR82V](#) [ERJ-3RSFR12V](#) [ERJ-3RSFR15V](#) [ERJ-3RSFR18V](#) [ERJ-3RSJR12V](#) [ERJ-3RSJR15V](#) [ERJ-3RSJR18V](#) [ERJ-6RQFR39V](#) [ERJ-6RQJR22V](#) [ERJ-6RQJR27V](#) [ERJ-6RQJR33V](#) [ERJ-6RQJR39V](#) [ERJ-6RQJR68V](#) [ERJ-6RQJR82V](#) [ERJ-6RSJR18V](#) [ERJ-8RQFR27V](#)