

AZ6951

SENSITIVE SUBMINIATURE RELAY

FEATURES

- Extremely small footprint utilizing only 0.18 square inch of PCB area
- Thin vertical profile only 0.25" wide
- 1 Form A contact with up to 5 Amp switching capability
- High sensitivity, 100 mW pickup
- Dielectric strength 3000 Vrms contact to coil
- Coils to 24 VDC
- Epoxy sealed for automatic wave soldering and cleaning
- UL/CUR File E43203



CONTACTS

Arrangement	SPST- N.O. (1 Form A)
Ratings	Resistive load: Max. switched power: 150 W or 1250 VA Max. switched current: 5 A
UL Ratings	Max. switched voltage: 30 VDC or 250 VAC 5 A at 30 VDC resistive 5 A at 250 VAC resistive
Material	Options: Silver tin oxide Silver tin oxide with gold plating
Resistance	< 100 milliohms initially (6 V, 1 A, voltage drop method)

COIL

Power At Pickup Voltage (typical)	100 mW
Max. Continuous Dissipation	550 mW at 20°C (68°F) ambient 420 mW at 40°C (104°F) ambient
Temperature Rise	25°C (45°F) at nominal coil voltage
Temperature	Max. 105°C (221°F)

NOTES

1. All values at 20°C (68°F).
2. Relay may pull in with less than "Must Operate" value.
3. Specifications subject to change without notice.

GENERAL DATA

Life Expectancy Mechanical Electrical	Minimum operations 20 million operations 1 X 10 ⁵ at 5 A, 30 VDC or 250 VAC Res.
Operate Time (typical)	6 ms at nominal coil voltage
Release Time (typical)	3 ms at nominal coil voltage (with no coil suppression)
Dielectric Strength (at sea level for 1 min.)	750 Vrms between open contacts 3000 Vrms contact to coil
Insulation Resistance	1000 megohms min. at 20°C, 500 VDC, 50% RH
Dropout	Greater than 10% of nominal coil voltage
Ambient Temperature Operating Storage	At nominal coil voltage -40°C (-40°F) to 70°C (158°F) -40°C (-40°F) to 105°C (221°F)
Vibration	0.062" DA at 10–55 Hz
Shock	10 g
Enclosure	P.B.T. polyester
Terminals	Tinned copper alloy, P.C.
Max. Solder Temp.	270°C (518°F)
Max. Solder Time	5 seconds
Max. Solvent Temp.	80°C (176°F)
Max. Immersion Time	30 seconds
Weight	3 grams



AMERICAN ZETTLER, INC.

www.azettler.com

75 COLUMBIA • ALISO VIEJO, CA 92656 • PHONE: (949) 831-5000 • FAX: (949) 831-8642 • E-MAIL: SALES@AZETTLER.COM

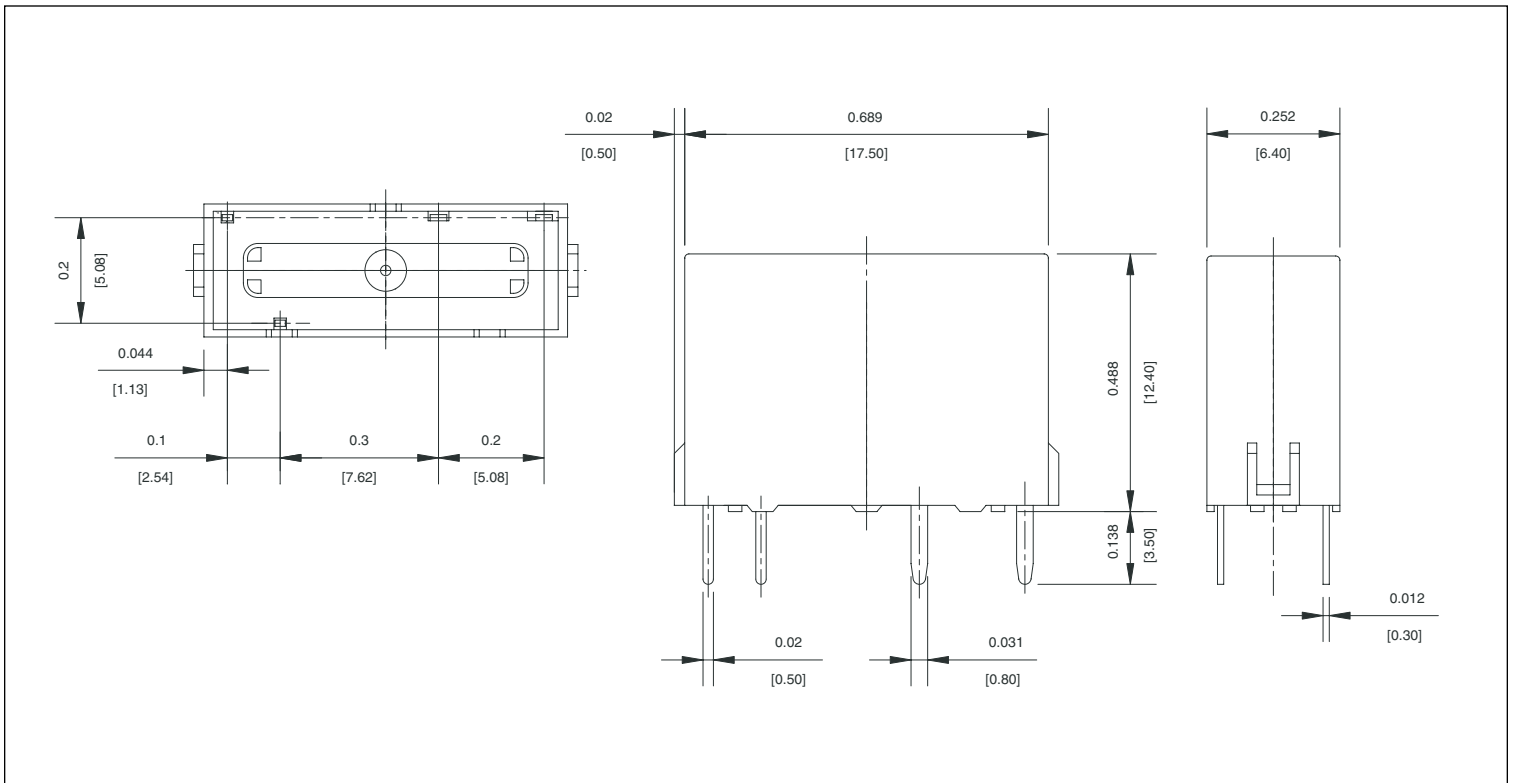
AZ6951

RELAY ORDERING DATA

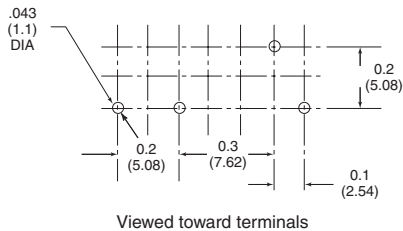
COIL SPECIFICATIONS				ORDER NUMBER*
Nominal Coil VDC	Max. Continuous VDC	Coil Resistance $\pm 10\%$	Must Operate VDC	1 Form A (SPST- N.O.)
5	6.5	125	3.5	AZ6951-5
6	7.8	180	4.2	AZ6951-6
9	11.7	405	6.3	AZ6951-9
12	15.6	720	8.4	AZ6951-12
18	23.4	1,620	12.6	AZ6951-18
24	31.2	2,880	16.8	AZ6951-24

* Add suffix "G" for gold plated contacts

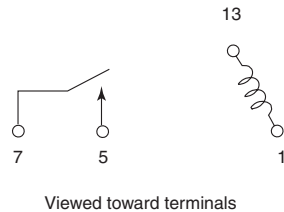
MECHANICAL DATA



PC BOARD LAYOUT



WIRING DIAGRAM



Dimensions in inches with metric equivalents in parentheses. Tolerance: $\pm .010$ "



AMERICAN ZETTLER, INC.

www.azettler.com

75 COLUMBIA • ALISO VIEJO, CA 92656 • PHONE: (949) 831-5000 • FAX: (949) 831-8642 • E-MAIL: SALES@AZETTLER.COM