

Axial Lead & Cartridge Fuses

5x20 mm > Fast-Acting > 217 Series

217 Series, 5 x 20 mm, Fast-acting Fuse



Agency Approvals

Agency	Agency File Number	Ampere Range
	Cartridge Certificates: NBK090205-E10480A NBK120802-E10480C Leaded Certificates: NBK090205-E10480B NBK120802-E10480D	1A – 5A 6.3A – 15A
	Certificates: 2002010207007600	32mA – 6.3A
	Certificates: SU05001-3004 SU05001-2005 SU05001-2006 SU05001-2007	32mA – 40mA 50mA – 315mA 400mA – 6.3A 8A & 10A
	E10480 JDYX2	32mA – 10A
	File: 029862 Acc. Class: LR1422-30	32mA – 6.3A
	File: 948103, 915516, 304518, 1214358	32mA – 6.3A
	License: 40014645	32mA – 6.3A, 8A*, 10A*
	License: 40016647	15A*
	License: KM41462	400mA – 6.3A
		32mA – 15A

*Approval for cartridge versions only

Description

5x20mm fast-acting glass body cartridge fuse designed to IEC specification.

Features

- Designed to International (IEC) Standards for use globally
- Meets the IEC 60127-2, Sheet 2 specification for fast-acting fuses
- Available in cartridge and axial lead form
- RoHS compliant and lead-free

Applications

Used as supplementary protection in appliance or utilization equipment to provide individual protection for components or internal circuits.

Electrical Characteristics for Series

% of Ampere Rating	Ampere Rating	Opening Time
150%	32mA–100mA	60 minutes, Minimum
	125mA-6.3A	60 minutes, Minimum
	8A-15A	30 minutes, Minimum
210%	32mA-100mA	30 minutes, Maximum
	125mA-6.3A	30 minutes, Maximum
	8A-15A	30 minutes, Maximum
275%	32mA-100mA	0.01 sec., Min.; .5 sec. Max.
	125mA-6.3A	0.05 sec., Min.; 2 sec. Max.
	8A-15A	0.05 sec., Min.; 2 sec. Max.
400%	32mA-100mA	.003 sec., Min.; 0.1 sec. Max.
	125mA-6.3A	.01 sec., Min.; 0.3 sec. Max.
	8A-15A	.01 sec., Min.; 0.4 sec. Max.
1000%	32mA-100mA	.02 second, Maximum
	125mA-6.3A	.02 second, Maximum
	8A-15A	.04 second, Maximum

Additional Information



Datasheet



Resources



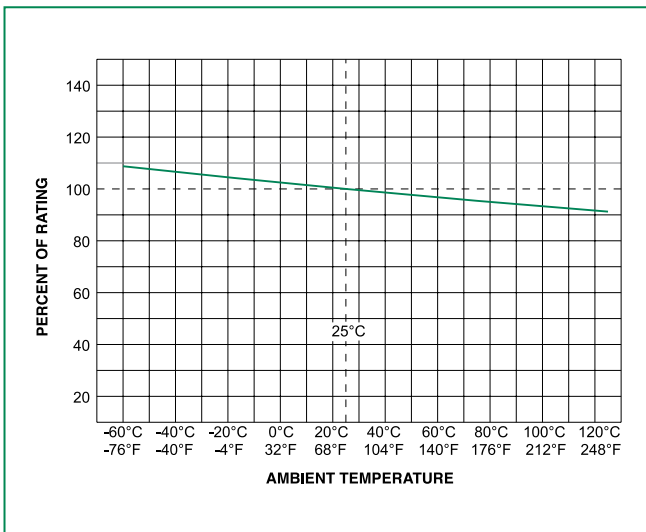
Samples

Electrical Characteristic Specifications by Item

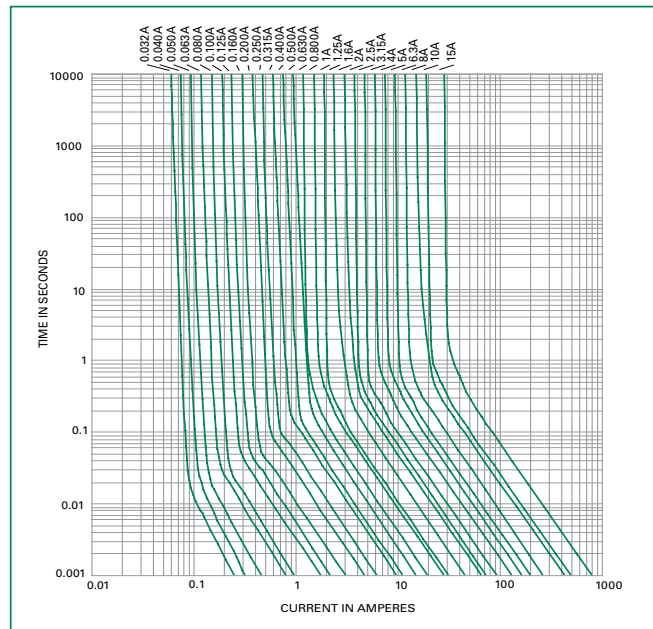
Amp Code	Amp Rating (A)	Voltage Rating (V)	Interrupting Rating	Nominal Cold Resistance (Ohms)	Nominal Melting I ² t (A ² sec)	Maximum Voltage Drop at Rated Current (mV)	Maximum Power Dissipation At 1.5In(W)	Agency Approvals									
								UL	CCC	CSA	IEC	UL	UL	UL	UL	UL	UL
.032	0.032	250	35A@250Vac	262.2000	0.00006	10000	1.6		x	x		x	x	x	x	x	
.040	0.04	250		183.1500	0.00008	8000	1.6		x	x		x	x	x	x	x	
.050	0.05	250		15.2000	0.00019	7000	1.6		x	x		x	x	x	x	x	
.063	0.063	250		10.4500	0.00056	5000	1.6		x	x		x	x	x	x	x	
.080	0.08	250		7.8900	0.00083	4000	1.6		x	x		x	x	x	x	x	
.100	0.1	250		5.6965	0.00450	3500	1.6		x	x		x	x	x	x	x	
.125	0.125	250		3.8200	0.00478	2000	1.6		x	x		x	x	x	x	x	
.160	0.16	250		2.5250	0.01000	2000	1.6		x	x		x	x	x	x	x	
.200	0.2	250		1.7000	0.02000	1700	1.6		x	x		x	x	x	x	x	
.250	0.25	250		1.2325	0.04000	1400	1.6		x	x		x	x	x	x	x	
.315	0.315	250		0.8800	0.11000	1300	1.6		x	x		x	x	x	x	x	
.400	0.4	250		0.2770	0.12500	1200	1.6	x	x	x		x	x	x	x	x	
.500	0.5	250		0.2065	0.21500	1000	1.6	x	x	x		x	x	x	x	x	
.630	0.63	250		0.1900	0.41000	650	1.6	x	x	x		x	x	x	x	x	
.800	0.8	250		0.1203	0.85000	240	1.6	x	x	x		x	x	x	x	x	
001.	1	250		0.0964	1.04500	200	1.6	x	x	x	x	x	x	x	x	x	
1.25	1.25	250		0.0701	2.23000	200	1.6	x	x	x	x	x	x	x	x	x	
01.6	1.6	250		0.0528	4.61500	190	1.6	x	x	x	x	x	x	x	x	x	
002.	2	250		0.0416	5.73000	170	1.6	x	x	x	x	x	x	x	x	x	
02.5	2.5	250		0.0334	9.46000	170	1.6	x	x	x	x	x	x	x	x	x	
3.15	3.15	250	0.0224	17.72000	150	2.5	x	x	x	x	x	x	x	x	x		
004.	4	250	40A@250Vac	0.0165	29.16500	130	2.5	x	x	x	x	x	x	x	x		
005.	5	250	50A@250Vac	0.0137	42.79500	130	2.5	x	x	x	x	x	x	x	x		
06.3	6.3	250	63A@250Vac	0.0095	62.46500	130	2.5	x	x	x	x	x	x	x	x		
008.	8	250	80A@250Vac	0.0068	198.16000	130	4		x		x	x		x	x*		
010.	10	250	100A@250Vac	0.0063	217.63500	130	4		x		x	x		x	x*		
015.	15	250	150A@250Vac	0.0040	607.13500	130	4				x	x		x	x*		

* Approval for cartridge versions only.

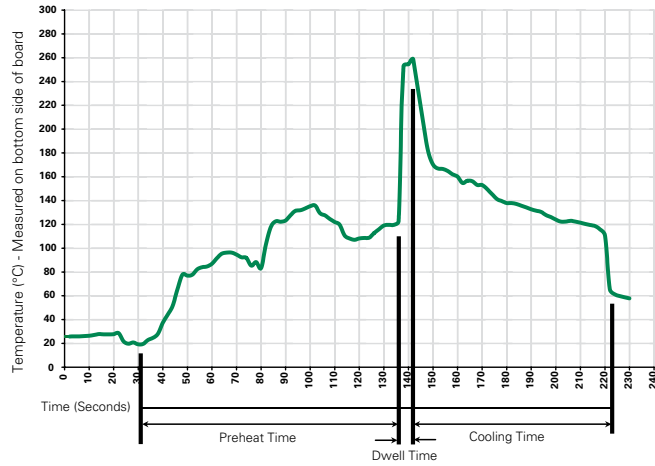
Temperature Rerating Curve



Average Time Current Curves



Soldering Parameters - Wave Soldering



Recommended Process Parameters:

Wave Parameter	Lead-Free Recommendation
Preheat: (Depends on Flux Activation Temperature)	(Typical Industry Recommendation)
Temperature Minimum:	100° C
Temperature Maximum:	150° C
Preheat Time:	60-180 seconds
Solder Pot Temperature:	260° C Maximum
Solder Dwell Time:	2-5 seconds

Recommended Hand-Solder Parameters:

Solder Iron Temperature: 350° C +/- 5° C
 Heating Time: 5 seconds max.

Note: These devices are not recommended for IR or Convection Reflow process.

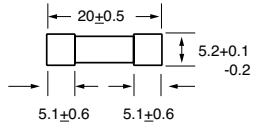
Product Characteristics

Material	Body: Glass Cap: Nickel-plated brass Leads: Tin-plated Copper
Terminal Strength	MIL-STD-202G, Method 211A, Test Condition A
Solderability	Reference IEC 60127 Second Edition 2003-01 Annex A
Product Marking	Cap1: Brand logo, current and voltage ratings Cap2: Agency approval marks
Packaging	Available in Bulk (M=1000 pcs/pkg) or on Tape/Reel (MRET1=1000 pcs/reel)

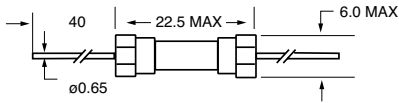
Operating Temperature	-55°C to +125°C
Thermal Shock	MIL-STD-202G, Method 107G, Test Condition B: (5 cycles -65°C to +125°C)
Vibration	MIL-STD-202G, Method 201A
Humidity	MIL-STD-202G, Method 103B, Test Condition A. high RH (95%) and elevated temperature (40°C) for 240 hours.
Salt Spray	MIL-STD-202G, Method 101D, Test Condition B

Dimensions

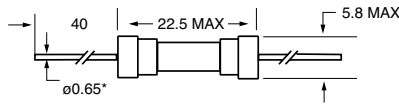
0217 000P



0217.032 XEP
to
0217.315 XEP



0217.400 XEP
to
0217015 XEP

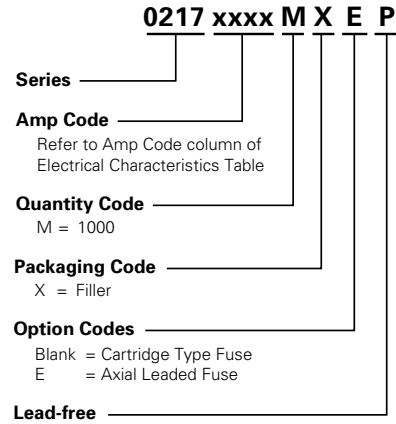


All dimensions in mm

Notes:

* Ratings above 6.3A
have 0.8 mm dia lead

Part Numbering System



Packaging

Packaging Option	Packaging Specification	Quantity	Quantity & Packaging Code	Taping Width
217 Series				
Bulk	N/A	1000	MX	N/A
Bulk	N/A	1000	MXE	N/A
Reel and Tape	EIA 296-E	1000	MRET1	T1=53mm (2.087")
Bulk	N/A	1000	MXG	N/A
Bulk	N/A	1000	MXB	N/A
Bulk	N/A	100	HX	N/A

Mouser Electronics

Authorized Distributor

Click to View Pricing, Inventory, Delivery & Lifecycle Information:

Littelfuse:

[021702.5MRET1P](#) [0217.050MXEP](#) [0217.630MXEP](#) [0217.100HXP](#) [0217.500MXP](#) [0217.100MXEP](#) [0217.125MXP](#)
[0217.250HXP](#) [0217.063HXP](#) [0217.800MXP](#) [0217.250MXEP](#) [0217002.MXEP](#) [0217.400MXP](#) [0217004.MXEP](#)
[021701.6MXP](#) [0217.200HXP](#) [0217.032MXP](#) [0217.315MXP](#) [0217.160HXP](#) [021701.6MXEP](#) [0217.400HXP](#)
[0217.500HXP](#) [021706.3MXP](#) [0217.125HXP](#) [0217.630HXP](#) [0217004.HXP](#) [021702.5HXP](#) [0217.080MXEP](#)
[0217.125MXEP](#) [02173.15MXEP](#) [0217.315HXP](#) [0217.315MXEP](#) [0217.630MXP](#) [0217002.MXP](#) [0217.200MXEP](#)
[021702.5MXEP](#) [0217005.MXEP](#) [02171.25MXP](#) [0217.050HXP](#) [0217.100MXP](#) [0217.500MXEP](#) [0217.100MRET1P](#)
[0217.080MXP](#) [0217.800HXP](#) [0217.063MXP](#) [0217004.MXP](#) [02173.15HXP](#) [0217.800MXEP](#) [02171.25HXP](#)
[0217001.MXP](#) [0217.160MXP](#) [0217.032HXP](#) [0217005.MXP](#) [0217005.HXP](#) [021702.5MXP](#) [021701.6HXP](#)
[0217.050MXP](#) [021706.3MXEP](#) [02173.15MXP](#) [0217002.HXP](#) [0217001.HXP](#) [0217001.MXEP](#) [021706.3HXP](#)
[0217.250MXP](#) [0217.063MXEP](#) [0217.160MXEP](#) [02171.25MXEP](#) [0217.400MXEP](#) [0217.080HXP](#) [0217.200MXP](#)
[0217.032MXEP](#) [0217.630MRET1P](#) [0217002.MRET1P](#) [0217004.MRET1P](#) [0217.500MRET1P](#) [0217.315MRET1P](#)
[02171.25MRET1P](#) [02173.15MRET1P](#) [0217.050MRET1P](#) [0217.080MRET1P](#) [0217.160MRET1P](#) [0217.400MRET1P](#)
[0217.800MRET1P](#) [0217.125MRET1P](#) [0217.200MRET1P](#) [0217.250MRET1P](#) [021706.3MRET1P](#) [0217005.MRET1P](#)
[021701.6MXBP](#) [021701.6MRET1P](#) [0217.063MRET1P](#) [0217.032MRET1P](#) [0217001.MRET1P](#) [0217.500TXP](#)
[0217.200TXP](#) [021706.3TXP](#) [0217.250TXP](#) [0217002.XBP](#) [0217.080MXBP](#) [0217002.TXP](#)