

**Cascadable Amplifier
2 to 6 GHz**

A61/ SMA61

V3

Features

- WIDE BANDWIDTH: 2-6 GHz
- MEDIUM OUTPUT LEVEL: +12.5 dBm (TYP.)
- LOW NOISE: 3.2 dB (TYP.)

Description


The A61 RF amplifier is a discrete hybrid design, which uses thin film manufacturing processes for accurate performance and high reliability. This single stage GaAs FET feedback amplifier design displays impressive performance characteristics over a broadband frequency range. An RF choke is used for DC power supply decoupling. Both TO-8 and Surface Mount packages are hermetically sealed, and MIL-STD-883 environmental screening is available.

Ordering Information

Part Number	Package
A61	TO-8
SMA61	Surface Mount
CA61 **	SMA Connectorized

** The connectorized version is not RoHS compliant.

Product Image



Electrical Specifications: $Z_0 = 50\Omega$, $V_{CC} = +5 V_{DC}$

Parameter	Units	Typical	Guaranteed	
		25°C	0° to 50°C	-54° to +85°C*
Frequency	GHz	1.8-6.2	2.0-6.0	2.0-6.0
Small Signal Gain (min)	dB	7.5	6.5	6.0
Gain Flatness (max)	dB	±0.4	±0.7	±0.9
Reverse Isolation	dB	14		
Noise Figure (max)	dB	3.2	4.3	4.8
Power Output @ 1 dB comp. (min)	dBm	12.5	11.0	10.5
IP3	dBm	+25		
IP2	dBm	+37		
Second Order Harmonic IP	dBm	+42		
VSWR Input / Output (max)		1.5:1 / 1.5:1	2.0:1 / 2.0:1	2.1:1 / 2.1:1
DC Current @ 5 Volts (max)	mA	35	40	42

Absolute Maximum Ratings

Parameter	Absolute Maximum
Storage Temperature	-62°C to +125°C
Case Temperature	+125°C
DC Voltage	+6 V
Continuous Input Power	13 dBm
Short Term Input power (1 minute max.)	50 mW
Peak Power (3 µsec max.)	0.25 W
"S" Series Burn-In Temperature (case)	+125°C

Thermal Data: $V_{CC} = +5 V_{DC}$

Parameter	Rating
Thermal Resistance θ_{jc}	132°C/W
Transistor Power Dissipation P_d	0.171 W
Junction Temperature Rise Above Case T_{jc}	23°C

* Over temperature performance limits for part number CA61, guaranteed from 0°C to +50°C only.

M/A-COM Inc. and its affiliates reserve the right to make changes to the product(s) or information contained herein without notice. M/A-COM makes no warranty, representation or guarantee regarding the suitability of its products for any particular purpose, nor does M/A-COM assume any liability whatsoever arising out of the use or application of any product(s) or information.

• **North America** Tel: 800.366.2266 / Fax: 978.366.2266
 • **Europe** Tel: 44.1908.574.200 / Fax: 44.1908.574.300
 • **Asia/Pacific** Tel: 81.44.844.8296 / Fax: 81.44.844.8298

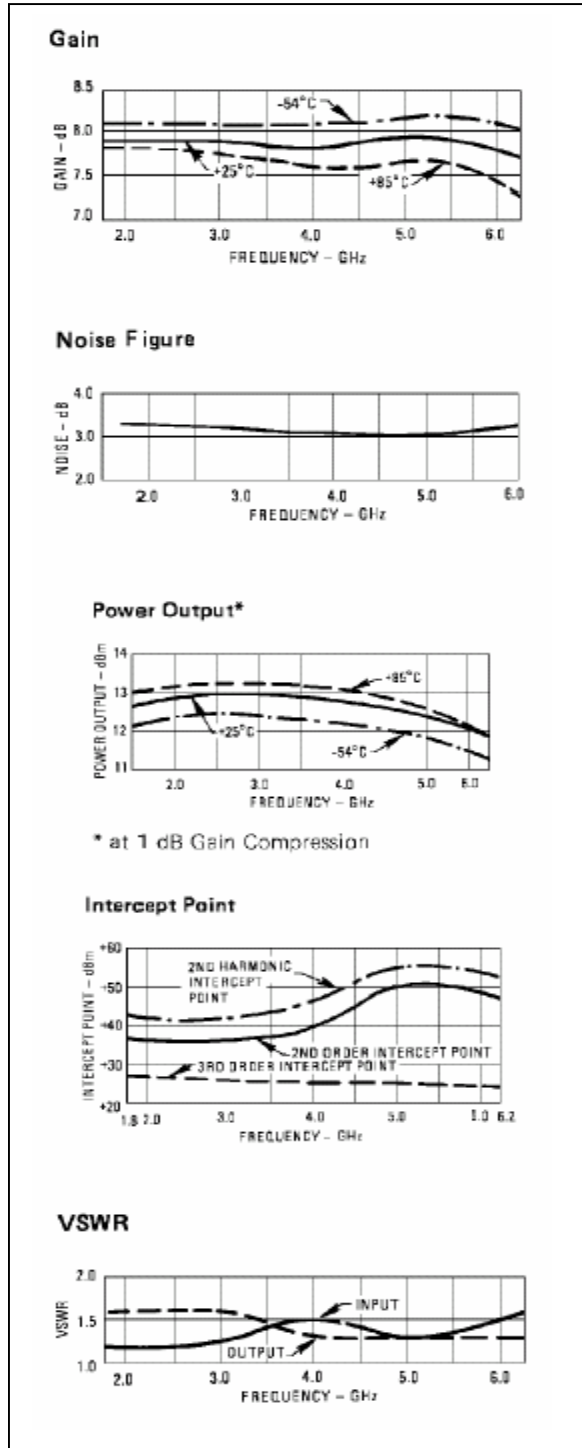
Visit www.macom.com for additional data sheets and product information.

**Cascadable Amplifier
2 to 6 GHz**

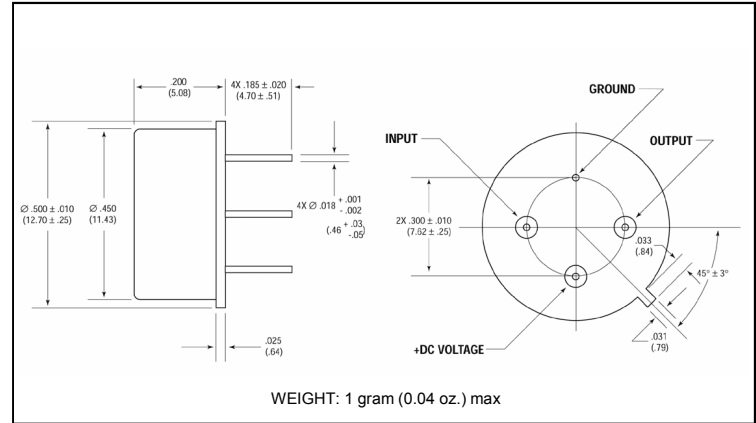
A61/ SMA61

V3

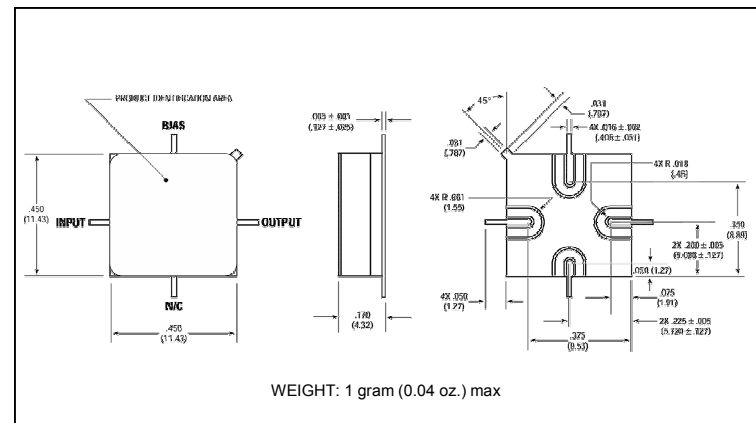
Typical Performance Curves at +25°C



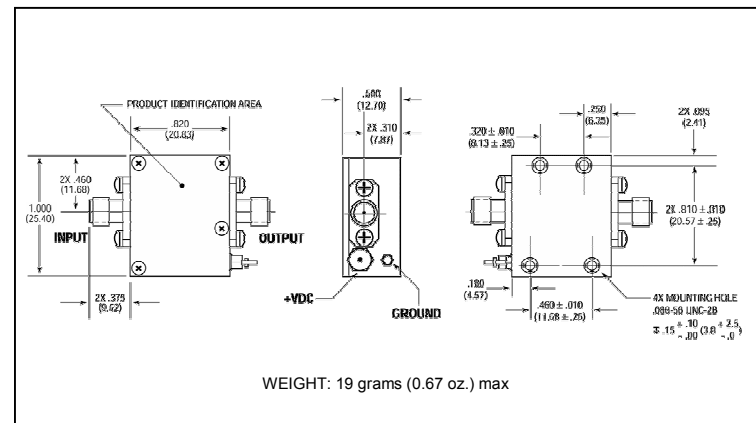
Outline Drawing: TO-8 *



Outline Drawing: Surface Mount *



Outline Drawing: SMA Connectorized *



* Dimensions are inches (millimeters) ±0.015 (0.38) unless otherwise specified.