

Number of contacts

# 15-78



High density with stamped solder pins, angled with grounding board locks

Identification	No. of contacts	Part No.	
<b>Performance levels</b> Explanations see page 05.04 Other performance levels on request		Performance level <b>3</b>	
		S4 <sup>1)</sup>	
<b>Male connector</b> metal shell with dimples			
	15	09 56 162 781 .	09 56 162 581 .
	26	09 56 262 781 .	09 56 262 581 .
	44	09 56 362 781 .	09 56 362 581 .
	62	09 56 462 781 .	09 56 462 581 .
<b>Female connector</b> metal shell			
	15	09 56 152 761 .	09 56 152 561 .
	26	09 56 252 761 .	09 56 252 561 .
	44	09 56 352 761 .	09 56 352 561 .
	62	09 56 452 761 .	09 56 452 561 .
	78	09 56 552 761 .	09 56 552 561 .
Please insert digit for flange thread or fitted female screw locks			
4-40 UNC ▶ 2			
fitted screw locks 4-40 UNC ▶ 3			

D-Sub

<sup>1)</sup> S4: ≥ 0.76 µm Au (30 µinch)

Number of contacts

# 15-78



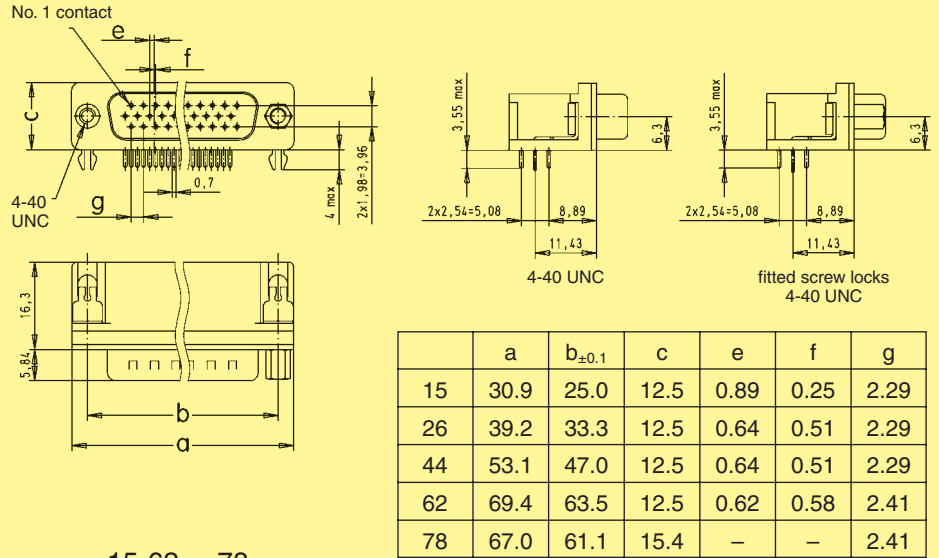
High density with stamped solder pins, angled with grounding board locks

Identification

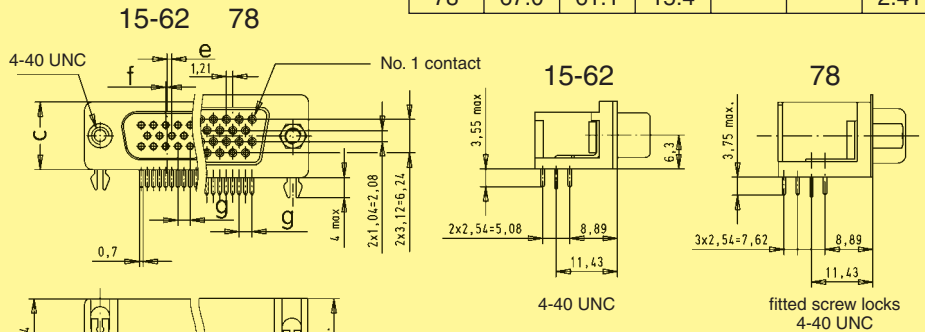
Drawing

Dimensions in mm

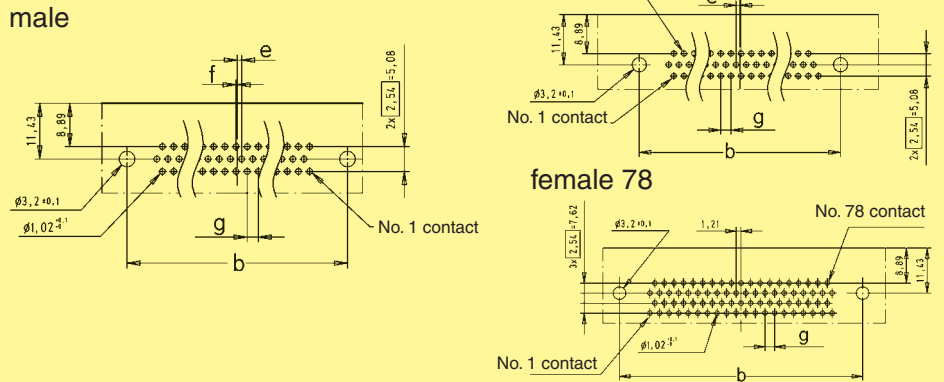
Male connector



Female connector



Board drillings



D-Sub