SYMBOL DEFINITION		
A DIMENSION WITHOUT AN INSPECTION REPORT SYMBOL DOES NOT REQUIRE INSPECTION. IT MAY BE CONTROLLED ON THE INDIVIDUAL COMPONENT DRAWING.	TOTAL NO OF INSPECTIONS REQUIRED	4
	LAST NO. USED	8

MISSING SYMBOLS
1 3-5

DWG STATUS DATE	STS	REV	N/P	CHG	ZONE	REVISION HISTORY	AUTH	DR	APVD 1	APVD 2
23DE98	R	001	-	-	-	12191235 & 15305351 WERE ON SHEET 1	191334	TLP	TLP	SCH
23DE98	R	002	-	-	-	15366021, 6022, 6060, 6061 & 6063-				
						6067 - RELEASED	980005	TLP	TLP	SCH
15JN99	R	003	-	-	-	15366021-02, 15366060-61 & 15366063-67 - UPDATED PDM ATTRIBUTES; REDRAWN TO PD	195080	081	081	SCH
10SE99	R	004	-	-	-	15336674 - WAS SEPARATE DWG	196664	AAS	RMM	GO
20AN00	R	005	-	-	-	12191235, 15305351, 15366021-2, 15366060 15366064, 15366066-7, 15336674: REVISED MATERIAL SPEC	204620	JMR	JMR	SCH
07DE00	R	006	-	-	-	12191235 -REVISED CHART REVISION LEVELS REV "003", C/N 195080, WAS "003 AA" REV "003", C/N 196664, WAS "002 AE" REV "003 AA", C/N 204620, WAS "002 AB"	205040	JHK	JHK	SCH
07MR01	R	007	-	-	-	ALL PARTS: REMOVED TYPE COL FROM CHART.	206674	JMR	JMR	EH
20SE01	R	008	-	-	-	ALL PARTS - REVISED WITNESS LINES FOR DIAMETER B	214322	CJP	CJP	SCH
09AN01	-	009	-	-	-	15366021 & 15366060 - PDM ATTRIBUTES UPDATED	215042	HAM	HAM	DB
12NO01	R	010	-	-	-	15366065, & 67 - UPDATED PDM ATTRIBUTES	217185	MRL	MRL	NLJ
28NO01	R	011	-	-	-	15366020 & 15305351 - UPDATED PDM ATTRIBUTES	217813	JMR	JMR	EH
04JL03	R	12	-	-	-	15473821 - RELEASED	243017	EDS	AUG	AD
23FE05	R	13	-	-	-	ALL PARTS - ADDED ALTERNATE MATL SPEC. DIM "C" TO PD AND REP COLOR TO DWATI REVISED PRIMARY MATL SPEC AND NOTES	265281	RH	RH	MF
28MR05	R	14	-	-	-	ALL PARTS - DIM F WAS A. DIM Ø6 WAS DIM ØB AND REVISED HEADER CALLOUT ON CHART	266251	CDV	JAA	MR
24AU05	R	15	-	-	-	ALL PARTS - REVISED CHART; 15366060 - REVISED INTERNAL NECK GROOVE	270772	PCP	PCP	MF
26AP06	R	16	-	-	-	ALL PARTS - REVISED CHARTS AND REMOVED OPTIONAL CONSTRUCTION VIEWS	279621	MM	MM	MF
30MY06	R	17	-	-	-	15366065 & 15366067 - UPDATED PDM ATTRIBUTES	280987	JBD	AUG	MPR
28NO06	R	18	-	-	-	ADDED TYPE 203 AND 15336674 WAS TYPE 202	286943	MM	MM	MF

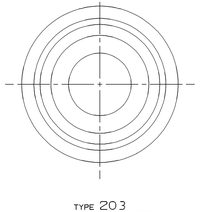

TYPE 203
SAME AS TYPE 201 EXCEPT AS SHOWN AND AS NOTED IN CHART

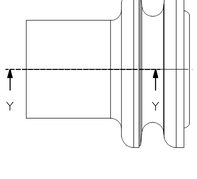

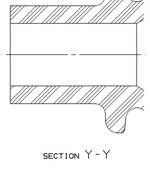

SECTION Y-Y

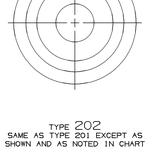

TYPE 202
SAME AS TYPE 201 EXCEPT AS SHOWN AND AS NOTED IN CHART

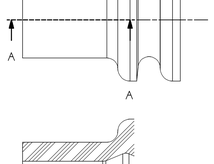

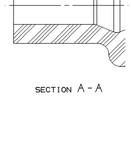

SECTION A-A

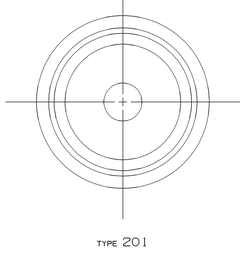

TYPE 201

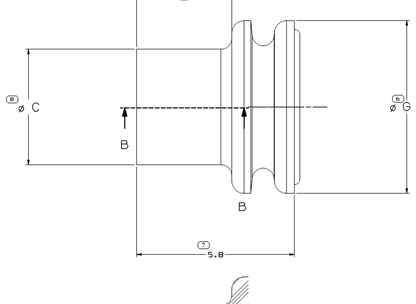

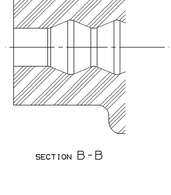

SECTION B-B

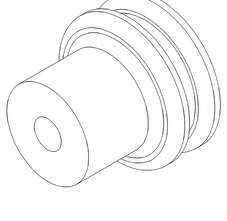

NOTES

1. UNLESS OTHERWISE SPECIFIED AND/OR INDICATED:

   DIMENSIONS ARE TO FACE OF VIEW SHOWN AND AUTOMATICALLY ROUNDED BY COMPUTER FOR INSPECTION (SEE MATH MODEL FOR PRECISE DIMENSIONS). FOR ALL OTHER DIMENSIONS NOT SHOWN BUT REQUIRED FOR TOOL BUILD, SEE MATH MODEL FOR PRECISE TOOL PATH DATA.

2. PARTS SHOULD BE MADE FROM VIRGIN MATERIAL ONLY.

3. ALL OF THESE SEALS (1219XXXX) ARE BUILT WITH HIGHER OIL CONTENT WHICH IS NEEDED FOR THE MYLAR/CABLE SEAL ASSEMBLY PROCESS.

15473821	01	AD		M3469007	N/A	GRN	202	2-2.2	3.25	3.9 +0.17-0.05	2.4 ±0.1	3.2X4 OVAL	0.029	N/A	N/A
15336674	02	AK		M3469008	M4361008	BLU	203	2.7-3.2	3.5	5.75	3.6	5.2	0.056	N/A	N/A
15366067	01	AL		M3469038	M4361029	TAN	201	2.5-3.2	3.5	6.35 +0.15/-0	4.25 ±0.1	5.8	0.085	12191234	12191223
15366066	01	AJ		M3469006	M4361006	YEL	201	1.8b-2.4	3.5	6.35 ±0.1	4.25 ±0.1	5.8	0.096	12191233	12191222
15366065	01	AK		M3469005	M4361005	ORN	201	1.2-1.9	3.5	6.35 ±0.1	4.25 ±0.1	5.8	0.102	12191232	12191221
15366064	01	AJ		M3469039	M4361009	PPL	201	1.8b-2.4	3.5	5.75 ±0.1	3.45 ±0.1	5.2	0.067	12191231	12191157
15366063	01	AH		M3469003	M4361012	GRA LT	201	1.2-1.9	3.5	5.75 ±0.1	3.45 ±0.1	5.2	0.073	12191230	12191156
15366061	01	AH		M3469037	M4361019	RED DK	201	2.09-2.66	3.5	5.75 ±0.1	3.45 ±0.1	5.2	0.063	12191228	12191154
15366060	02	AA		M3469008	M4361008	BLU	202	1.8b-2.4	3.5	4.5 ±0.1	2.8 ±0.1	4	0.037	12191227	12191153
15366022	01	AK		M3469007	M4361007	GRN	201	1.4-1.9	3.2	4 +0.17-0.05	2.4 ±0.1	3.2X4 OVAL	0.034	12191229	12191155
15366021	01	AK		M3469011	M4361011	WHT	201	1.2-1.9	3.5	4.5 ±0.1	2.8 ±0.1	4	0.041	12191226	12191152
15305351	02	AJ		M3469006	M4361006	YEL	201	1.7-2.1	3.25	3.9 ±0.1	2.4 ±0.1	3.2X4 OVAL	0.033	N/A	N/A
12191235	03	AJ		M3469039	M4361009	PPL	201	3.4-3.9	3.5	6.35 ±0.1	4.25 +0.2/-0	5.8	0.063	N/A	N/A
[illegible]	[illegible]	[illegible]	[illegible]	[illegible]	[illegible]	[illegible]	[illegible]	[illegible]	[illegible]	[illegible]	[illegible]	[illegible]	[illegible]	EQUIVALENT	[illegible]

DRAWING NUMBER
12191225

6 PROCESS SENSITIVE DIMENSION

DIMENSIONS ENCLOSED IN () INDICATE REFERENCE DIMENSION, NO ID TOLERANCE LIMIT IN ANY DIRECTION

REFERENCE

DIMENSIONAL ROUND UNITS											
FROM	0	30	120	315	1000	3150	10000	31500	100000	315000	1000000
TO	30	120	315	1000	3150	10000	31500	100000	315000	1000000	OVER
ROUND TO	1	2	5	10	20	50	100	200	500	1000	2000

THIRD ANGLE PROJECTION

DO NOT SCALE

DELPHI

DELPHI PACKARD ELECTRIC SYSTEMS
WARREN, OH

DWG TYPE	PART DRAWING
STYLE	
VOLUME CODE	SEE CHART
SIZE	D

UNLESS OTHERWISE SPECIFIED

THIS DOCUMENT IS IN ACCORDANCE WITH ASME Y14.100-1998 UNLESS OTHERWISE SPECIFIED.
THIS DOCUMENT IS THE PROPERTY OF DELPHI PACKARD ELECTRIC SYSTEMS AND MUST BE RETURNED UPON REQUEST. THE INFORMATION CONTAINED HEREIN IS TO BE KEPT CONFIDENTIAL AND NOT DISCLOSED TO ANYONE OTHER THAN THOSE PERSONS ENGAGED IN THE PERFORMANCE OF DELPHI PACKARD ELECTRIC SYSTEMS BUSINESS. REPRODUCTION OF DELPHI PACKARD ELECTRIC SYSTEMS PROPRIETARY OR OWNED INFORMATION IS PROHIBITED.
ALL DIMENSIONS ARE IN MILLIMETERS

APVD1	T. PACK	23DE98
APVD2	T. PACK	23DE98
APVD3	S. C. HSIEH	21JAN99
APVD4		
APVD5		

SUBSTITUTES OF CONCERN HAS PRECISED CONTENT PER DELPHI (DPHPSD)

MATERIAL SEE CHART

DRAWING NAME
TAXI SEAL CBL 1W OT

DRAWING NUMBER
12191225

ISIS2

Mouser Electronics

Authorized Distributor

Click to View Pricing, Inventory, Delivery & Lifecycle Information:

Delphi Connection Systems:

15305351 15366021 15366060 15366066 15366067 12191235-B