

# ALUMINUM ELECTROLYTIC CAPACITORS

**RS** Compact & Low-profile Sized  
series

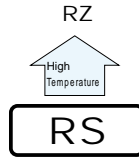


Smaller



Anti-Solvent  
Feature  
(Through 100V only)

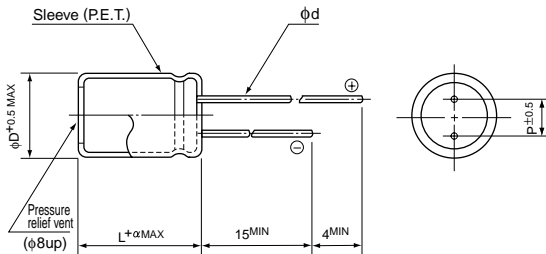
- Compact & low profile case size.
- Compliant to the RoHS directive (2011/65/EU).



## Specifications

Item	Performance Characteristics																																							
Category Temperature Range	-40 to +85°C																																							
Rated Voltage Range	6.3 to 400V																																							
Rated Capacitance Range	0.1 to 10000µF																																							
Capacitance Tolerance	±20% at 120Hz, 20°C																																							
Leakage Current	<table border="1"> <tr> <th>Rated voltage (V)</th> <th>6.3 to 100</th> <th>160 to 400</th> </tr> <tr> <td>_____</td> <td>After 1 minute's application of rated voltage, leakage current is not more than 0.03CV or 4 (µA), whichever is greater. After 2 minutes' application of rated voltage, leakage current is not more than 0.01CV or 3 (µA), whichever is greater.</td> <td>After 1 minute's application of rated voltage. I = 0.04CV+100 (µA) or less</td> </tr> </table>	Rated voltage (V)	6.3 to 100	160 to 400	_____	After 1 minute's application of rated voltage, leakage current is not more than 0.03CV or 4 (µA), whichever is greater. After 2 minutes' application of rated voltage, leakage current is not more than 0.01CV or 3 (µA), whichever is greater.	After 1 minute's application of rated voltage. I = 0.04CV+100 (µA) or less																																	
	Rated voltage (V)	6.3 to 100	160 to 400																																					
_____	After 1 minute's application of rated voltage, leakage current is not more than 0.03CV or 4 (µA), whichever is greater. After 2 minutes' application of rated voltage, leakage current is not more than 0.01CV or 3 (µA), whichever is greater.	After 1 minute's application of rated voltage. I = 0.04CV+100 (µA) or less																																						
Tangent of loss angle (tan δ)	For capacitance of more than 1000µF, add 0.02 for every increase of 1000µF. Measurement frequency : 120Hz at 20°C <table border="1"> <tr> <th>Rated voltage (V)</th> <th>6.3</th> <th>10</th> <th>16</th> <th>25</th> <th>35</th> <th>50</th> <th>63</th> <th>100</th> <th>160</th> <th>200</th> <th>250</th> <th>400</th> </tr> <tr> <td>tan δ (MAX.)</td> <td>0.28</td> <td>0.24</td> <td>0.20</td> <td>0.16</td> <td>0.14</td> <td>0.12</td> <td>0.10</td> <td>0.08</td> <td>0.20</td> <td>0.20</td> <td>0.20</td> <td>0.25</td> </tr> </table>	Rated voltage (V)	6.3	10	16	25	35	50	63	100	160	200	250	400	tan δ (MAX.)	0.28	0.24	0.20	0.16	0.14	0.12	0.10	0.08	0.20	0.20	0.20	0.25													
Rated voltage (V)	6.3	10	16	25	35	50	63	100	160	200	250	400																												
tan δ (MAX.)	0.28	0.24	0.20	0.16	0.14	0.12	0.10	0.08	0.20	0.20	0.20	0.25																												
Stability at Low Temperature	Measurement frequency : 120Hz <table border="1"> <tr> <th>Rated voltage (V)</th> <th>6.3</th> <th>10</th> <th>16</th> <th>25</th> <th>35</th> <th>50</th> <th>63</th> <th>100</th> <th>160</th> <th>200</th> <th>250</th> <th>400</th> </tr> <tr> <td>Impedance ratio ZT / Z20 (MAX.)</td> <td>Z-25°C / Z+20°C</td> <td>5</td> <td>4</td> <td>3</td> <td>2</td> <td>2</td> <td>2</td> <td>2</td> <td>2</td> <td>3</td> <td>3</td> <td>6</td> </tr> <tr> <td></td> <td>Z-40°C / Z+20°C</td> <td>12</td> <td>10</td> <td>8</td> <td>5</td> <td>4</td> <td>3</td> <td>3</td> <td>3</td> <td>4</td> <td>4</td> <td>10</td> </tr> </table>	Rated voltage (V)	6.3	10	16	25	35	50	63	100	160	200	250	400	Impedance ratio ZT / Z20 (MAX.)	Z-25°C / Z+20°C	5	4	3	2	2	2	2	2	3	3	6		Z-40°C / Z+20°C	12	10	8	5	4	3	3	3	4	4	10
	Rated voltage (V)	6.3	10	16	25	35	50	63	100	160	200	250	400																											
Impedance ratio ZT / Z20 (MAX.)	Z-25°C / Z+20°C	5	4	3	2	2	2	2	2	3	3	6																												
	Z-40°C / Z+20°C	12	10	8	5	4	3	3	3	4	4	10																												
Endurance	The specifications listed at right shall be met when the capacitors are restored to 20°C after the rated voltage is applied for 2000 hours at 85°C. <table border="1"> <tr> <td>Capacitance change</td> <td>Within ±20% of the initial capacitance value</td> </tr> <tr> <td>tan δ</td> <td>200% or less than the initial specified value</td> </tr> <tr> <td>Leakage current</td> <td>Less than or equal to the initial specified value</td> </tr> </table>	Capacitance change	Within ±20% of the initial capacitance value	tan δ	200% or less than the initial specified value	Leakage current	Less than or equal to the initial specified value																																	
Capacitance change	Within ±20% of the initial capacitance value																																							
tan δ	200% or less than the initial specified value																																							
Leakage current	Less than or equal to the initial specified value																																							
Shelf Life	After storing the capacitors under no load at 85°C for 1000 hours and then performing voltage treatment based on JIS C 5101-4 clause 4.1 at 20°C, they shall meet the specified values for the endurance characteristics listed above.																																							
Marking	Printed with white color letter on black sleeve.																																							

## Radial Lead Type

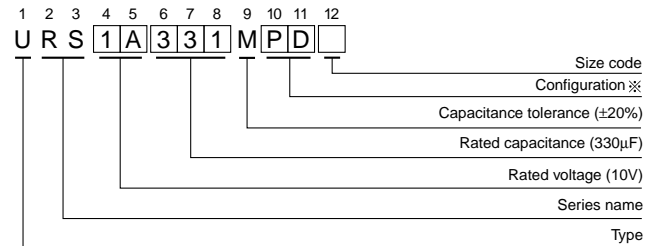


	(mm)							
φD	5	6.3	8	10	12.5	16	18	20
P	2.0	2.5	3.5	5.0	5.0	7.5	7.5	10.0
φd	0.5	0.5	0.6	0.6	0.6	0.8	0.8	1.0

α	(φD < 20) 1.5
	(φD ≥ 20) 2.0

• Please refer to page 20 about the end seal configuration.

## Type numbering system (Example : 10V 330µF)



※ Configuration

φ D	Pb-free leadwire Pb-free PET sleeve
5 · 6.3	DD
8 · 10	PD
12.5 to 18	HD
20	RD

Please refer to page 20, 21, 22 about the formed or taped product spec.  
Please refer to page 4 for the minimum order quantity.

● Dimension table in next page.

## ■Dimensions

Cap.(μF)	Code	6.3		10		16		25		35		50	
		0J		1A		1C		1E		1V		1H	
0.1	0R1											5×9	1.1
0.22	R22											5×9	2.3
0.33	R33											5×9	3.5
0.47	R47											5×9	5
1	010											5×9	13
2.2	2R2											5×9	26
3.3	3R3											5×9	35
4.7	4R7							5×9	30	5×9	35	5×9	40
10	100					5×9	40	5×9	50	5×9	55	5×9	65
22	220	5×9	35	5×9	55	5×9	70	5×9	75	5×9	95	5×9	90
33	330	5×9	55	5×9	75	5×9	85	5×9	95	5×9	100	6.3×9	120
47	470	5×9	75	5×9	90	5×9	100	5×9	110	6.3×9	130	6.3×9	140
100	101	5×9	125	5×9	135	6.3×9	160	6.3×9	180	8×9	220	10×9	240
220	221	6.3×9	200	6.3×9	220	8×9	290	10×9	310	10×9	340	10×12.5	420
330	331	6.3×9	250	8×9	300	10×9	360	10×9	380	10×12.5	480	12.5×12.5	530
470	471	8×9	330	8×9	360	10×9	410	10×12.5	530	12.5×12.5	590	16×15	750
1000	102	10×9	510	10×12.5	620	12.5×12.5	720	12.5×15	830	16×15	1010	18×20	1160
2200	222	12.5×15	890	12.5×15	960	16×15	1160	18×15	1360	18×20	1560	20×25	1750
3300	332	16×15	1200	16×15	1300	18×15	1460	18×20	1720	20×25	2000		
4700	472	16×15	1410	18×15	1550	18×20	1770	18×25	2050				
6800	682	18×15	1660	18×20	1850	18×25	2170						
10000	103	18×20	2020	18×25	2350							Case size φ D×L (mm)	Rated ripple

Cap.(μF)	Code	63		100		160		200		250		400	
		1J		2A		2C		2D		2E		2G	
0.1	0R1			5×9	1.9								
0.22	R22			5×9	4.5								
0.33	R33			5×9	6.5								
0.47	R47			5×9	8								
1	010			5×9	17								
2.2	2R2			5×9	26								
3.3	3R3			5×9	35								
4.7	4R7			6.3×9	45								
10	100	5×9	60	6.3×9	70							16×15	140
22	220	6.3×9	100	8×9	130					16×15	280	●18×15	280
33	330	8×9	140	10×9	180			16×15	350	●18×15	350	18×20	350
47	470	8×9	170	10×12.5	230	16×15	420	●18×15	420	△18×20	420	★18×25	420
68	680					●18×15	490	△18×20	490	18×20	490	20×25	490
100	101	10×9	250	12.5×15	370	△18×20	590	★18×25	590	18×25	590		
150	151					★18×25	710	18×25	710				
220	221	12.5×12.5	490	16×15	620	20×25	770						
330	331	12.5×15	710	18×15	760								
470	471	16×15	900									Case size φ D×L (mm)	Rated ripple

Rated ripple current (mA<sub>rms</sub>) at 85°C 120Hz

Size φ 16×20 is available for capacitors marked "●"  
 Size φ 20×15 is available for capacitors marked "△"  
 Size φ 20×20 is available for capacitors marked "★"

In this case, [ ] will be put at 12th digit of type numbering system.

## ● Frequency coefficient of rated ripple current

V	Cap.(μF)	Frequency				
		50Hz	120Hz	300Hz	1 kHz	10 kHz or more
6.3 to 100	0.1 to 47	0.75	1.00	1.35	1.57	2.00
	100 to 470	0.80	1.00	1.23	1.34	1.50
	1000 to 10000	0.85	1.00	1.10	1.13	1.15
160 to 400	10 to 220	0.80	1.00	1.25	1.40	1.60

# Mouser Electronics

Authorized Distributor

Click to View Pricing, Inventory, Delivery & Lifecycle Information:

## Nichicon:

[URS0J682MHD](#) [URS1A101MCD](#) [URS1A102MPA1TD](#) [URS1A102MPD](#) [URS1A472MHD](#) [URS1A682MHD](#)  
[URS1C100MCD](#) [URS1C470MCD](#) [URS1C471MNA](#) [URS1C471MND](#) [URS1C472MHD](#) [URS1C682MHD](#)  
[URS1E470MCD](#) [URS1E471MPA](#) [URS1E471MPD](#) [URS1E472MHA](#) [URS1E472MHD](#) [URS0J470MCD](#)  
[URS0J471MND](#) [URS0J472MHD](#) [URS1A332MHA](#) [URS1A332MHD](#) [URS1A470MCD](#) [URS1A471MNA](#)  
[URS1C330MCD](#) [URS1C331MND](#) [URS1C332MHA](#) [URS1C332MHA1AA](#) [URS1C332MHA1TN](#) [URS1C332MHD](#)  
[URS0J330MCD](#) [URS0J331MCD](#) [URS0J332MHD](#) [URS1A222MHA](#) [URS1A222MHD](#) [URS1A330MCD](#)  
[URS1A331MND](#) [URS1C220MCD](#) [URS1C221MND](#) [URS1C222MHA](#) [URS1C222MHA1TN](#) [URS1C222MHD](#)  
[URS1E220MCD](#) [URS1E221MNA1TD](#) [URS1E221MND](#) [URS1E222MHA](#) [URS1E222MHA1TN](#) [URS1E222MHD](#)  
[URS1A103MHD](#) [URS1A220MCD](#) [URS1A221MCA1TD](#) [URS1A221MCD](#) [URS1C101MCD](#) [URS1C102MHA](#)  
[URS1C102MHD](#) [URS1E100MCA1TD](#) [URS1E100MCD](#) [URS1E101MCA](#) [URS1E101MCD](#) [URS1E102MHA](#)  
[URS1E102MHA1TO](#) [URS1E102MHD](#) [URS1E4R7MCD](#) [URS1H010MCD](#) [URS1H0R1MCD](#) [URS1H2R2MCD](#)  
[URS1H330MCD](#) [URS1H331MHA](#) [URS1H331MHD](#) [URS1J101MND](#) [URS1J220MCD](#) [URS1J221MHD](#)  
[URS1V222MHA](#) [URS1V222MHA1TN](#) [URS1V222MHD](#) [URS1V330MCD](#) [URS1V331MPA](#) [URS1V331MPD](#)  
[URS2A221MHD](#) [URS2A2R2MCD](#) [URS2A330MND](#) [URS1E330MCD](#) [URS1E331MNA](#) [URS1E331MND](#)  
[URS1E332MHD](#) [URS1H220MCD](#) [URS1H221MPA](#) [URS1H221MPD](#) [URS1H222MRA](#) [URS1H222MRD](#)  
[URS1HR33MCD](#) [URS1HR47MCD](#) [URS1J100MCD](#) [URS1V102MHA](#) [URS1V102MHD](#) [URS1V220MCD](#)  
[URS1V221MNA](#) [URS1V221MND](#) [URS1H100MCD](#) [URS1H101MNA](#)