



## **Important notes about Classic Panel Mount Indicator Catalog Pages**

### **SCROLL DOWN TO VIEW CATALOG PAGE**

This catalog page is out-of-print and is used with the understanding that the information shown could be out-of-date. In many cases, part numbers shown on this page are discontinued. Most notably, many "Complete Assembly" parts, which consist of a cap and a base, can no longer be ordered by the 14-digit ordering code. To obtain these parts, please order the cap and base part numbers separately. This process provides the components contained with the original "Complete Assembly" part number.

All Dialight Classic Panel Mount Indicators need a leading 3-digit numerical series. In some cases, this catalog will show a 2-digit series. In this case, please add a leading zero. For example, 81-0211-300 becomes 081-0211-300.

Part numbers listed on Dialight catalog pages designate parts with Red lenses. For ordering lens colors other than red, consult the chart below. In most cases, the color is dictated by the 7<sup>th</sup> digit. For example, 095-0932-003 for a green cap.

Lens Colors	
1 - Red	5 - White
2 - Green	6 - Light Yellow
3 - Yellow	7 - Clear
4 - Blue	

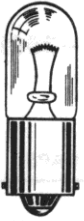
[Click here for a cross reference guide to assembly part numbers.](#)

[Click here to view Frequently Asked Questions concerning Panel Mount Indicators.](#)

### **SCROLL DOWN TO VIEW CATALOG PAGE**

# Miniature Incandescent Indicators

WITH MECHANICAL DIMMER CAPS  
FOR MOUNTING IN 1/16" CLEARANCE HOLE  
FOR 2 TO 120V OPERATION



T-3 1/4  
MINIATURE  
BAYONET BASE

See lamp ratings  
on page K.

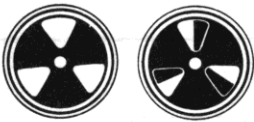
Recognized under the component  
program of Underwriters'  
Laboratories Inc.

75W., 125V.




## MECHANICAL DIMMER CAPS

provide adjustable intensity  
of light emission.




OPEN

PARTLY CLOSED



SEMI-BLACKOUT

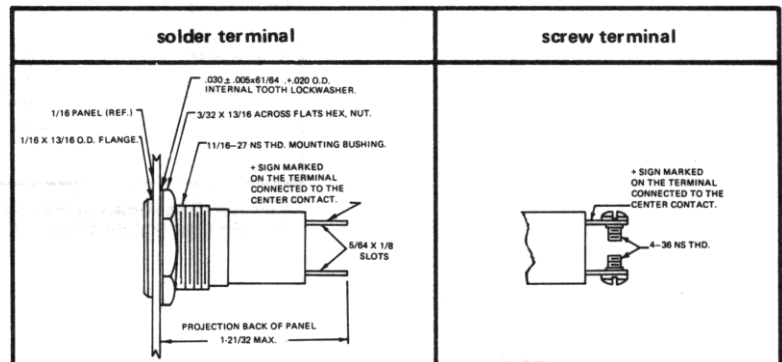
COMPLETE BLACKOUT



204-1310-0111-201  
Convex lens

## MECHANICAL DIMMER WITH SCREW-IN LENS CAPS

203 SERIES  
204 SERIES



### BASE PART NUMBERS

CAP PART NUMBERS	COMPLETE ASSEMBLY PART NUMBERS	
<p><b>CONVEX</b></p> <p>203-0111-200 back frosted, complete blackout</p> <p>203-0131-200 unfrosted, complete blackout</p>	<p>26-0410-11-201</p> <p>203-0410-0111-201</p> <p>203-0410-0131-201</p>	<p>26-1310-11-201</p> <p>203-1310-0111-201</p> <p>203-1310-0131-201</p>
<p><b>CONVEX</b></p> <p>204-0111-200 back frosted, semi-blackout</p> <p>204-0131-200 unfrosted, semi-blackout</p>	<p>26-0410-11-201</p> <p>204-0410-0111-201</p> <p>204-0410-0131-201</p>	<p>26-1310-11-201</p> <p>204-1310-0111-201</p> <p>204-1310-0131-201</p>

Part numbers listed in this catalog designate products with RED lens.  
For ordering lens colors other than red, consult chart on page 2D.